

Senior Infants

Dear Parents/Guardians,

I hope that you and your families are all well and keeping safe and that you had a happy Easter. I hope you all got to eat lots of yummy Easter eggs!! Please find a list of activities for the coming week 20th-24th April for your child. I appreciate that these are unusual times and there can be additional stresses. I understand that everyone's situation is different and so this work is only a guide. There is no pressure at all to complete the activities. The aim of the work is to help to add structure to your day for both you and your child. English, Maths and a little bit of Irish would be the main focus each day and then the other activities are extras. If you have any questions/queries about the work or issues accessing exercises please do not hesitate to contact me on the following email and I will do my best to help you. amahonycahirns@gmail.com.

Look after each other and stay safe.

Kind regards,

Ms. Mahony

Maths: Addition

- Youtube counting songs: <https://www.youtube.com/watch?v=T0ooQv7oHvw>
- Gather some objects/toys (eg: lego blocks, pegs, crayons, pasta, pencils). Draw two circles on a page with a plus and equals sign ($O + O =$). We are going to practice adding two numbers between 0-10. Ask your child "what is $3 + 5$?" The child puts the correct number of objects in each circle to represent the sum and then says the answer. Repeat this with lots of different sums. See if they can say the answer before putting in the objects and use that as checking if they were right.
- You can roll two dice and add the two numbers together. See if you can record your sums by writing them down. Add in a third dice if you want a challenge. (If you do not have any dice below is a link to online dice).

<https://dice.virtuworld.net/?nr=2>

- We have learned about ways to make ten before but here is a PowerPoint reminding you all about them. (**See how to login to Twinkl at the end of Maths section)

<https://www.twinkl.ie/resource/ten-in-a-bed-number-bonds-to-10-powerpoint-t-m-31198>

See if you and someone in your family can show ways to make ten using your fingers. Use your toys or objects too. Try to write down all the ways to make ten really fast ($0 + 10$, $1+9$, $2+8$, etc.). Practice, practice, practice!

- Here are some online games that you can try throughout the week (the links are below the description of the game). Try see can you improve your score as you go. Have Fun!

1. *Helicopter Rescue game*

Play 'Find the number' - Direct and In Between 1-10 / 1-20

<https://www.topmarks.co.uk/learning-to-count/helicopter-rescue>

2. *Hit the Button*

Play 'Number Bonds' - Addition within 10

<https://www.topmarks.co.uk/maths-games/hit-the-button>

** To login to Twinkl it is FREE during this time. To set up follow this link

<https://www.twinkl.ie/offer>

Fill in the 'New to Twinkl' information to create your account and the Offer Code is IRLTWINKLHELPS . You will then have created your account but remember your email and password as you will need these to download or view one or two activities.

English

Nursery Rhymes: Mary had a little lamb <https://www.youtube.com/watch?v=YE7PiTwhTQk>

Reading

- Readers: Oxford Owl have free levelled readers online. You will need to sign up for free following the link

https://www.oxfordowl.co.uk/user/sign_up.html

Once you are signed up go to the following link: <https://home.oxfordowl.co.uk/>

Click on Free eBook Library and then you will see all the different ways of browsing. Pick 'Browse by Oxford Level' and have a look at Level 6 upwards (You can decide yourself if it is too easy or difficult). There are activities to complete upon finishing the book. You can also listen to the book by clicking the Audio button after you have read it!

- Phonics - Ditty Books: 1 ditty story each day

https://cdn.oxfordowl.co.uk/2020/03/25/12/12/55/1a5fba52-4af4-4008-9fcf-56517ab25cb7/RWI_OnlineDitties.pdf

These are short stories that include sounds, blending words, sight words and sentences. Each story is one page long. These will help revision of individual sounds, blending and reading sentences. Below I have attached a Youtube link explaining to you the adult how the Ditty Books work and how you use them with your child.

<https://www.youtube.com/watch?v=Mhoa4oPkwbE>

- Practice these sounds: ch / sh
 - Say the sound. Try think of words with that sound in it. Is it at the beginning, middle or end of the word?
 - Write a list of 5 words for each sound. Draw a picture of it if you can and put it in a sentence (write the sentence or say it orally).
 - See if you can find them sounds in words in your books or games.

Writing

- This week for our handwriting we will be practicing lower case and upper case of three letters; C c / O o / S s / Z z. If an adult writes each letter nice and big, you can trace them with your finger practicing the formation and then you can write it using your pencil, crayons, chalk or sprinkle a small bit of salt or sugar on a plate you can make the letter with your finger. (Below is a link to the handwriting book online and the letters for this week are pages 21 - 24)

<https://educateplus.ie/ppresource/just-handwriting-senior-infants-pre-cursive>

- Finish the sentence: In the link below, there are some pictures and sentence starters beside them. You have to describe and talk about what is in the picture, read the start of the sentence and then think of a word or words to finish the sentence and write it. If you can add another sentence about the picture too that would be great. Do as many as you can.

<https://www.twinkl.ie/resource/t-l-2412-simple-sentence-writing-prompt-pictures>

For Junior Infants/Senior Infants/First Class

- **Irish**

Go to www.edco.ie/bua .

1. Select the file that suits your computer PC or Mac (**please note that Bua na Cainte only works on PC or Mac computers-it will not work on a tablet device**).
2. Select the Class Level Junior Infants and then click on it to start a download of the file. Once it has downloaded, click on the file to install and follow on-screen instructions.
3. A Bua na Cainte icon will appear on your desktop. Once you click on this page a login page will open where you will enter the following details - Login: trial / Password: trial
4. Our topic for this week is Sa Bhaile (In the Home) .

- **PE activities:**

Joe wicks does morning PE for 30 mins every weekday morning on his Youtube channel. Below is a link to this channel where all his workouts are saved. There are also shorter 5min / 8 min workouts. Give them a go!

https://www.youtube.com/results?search_query=pe+with+joe

Jamie Brain Breaks are excellent yoga style exercises for kids, see what stretches or animal poses you can do!

https://www.youtube.com/results?search_query=jamie%27s+brain+breaks

- **Music**

Here are some links to songs you can practice on a daily basis:

Days of the week: <https://www.youtube.com/watch?v=3txOrvuXIRg>

Months of the year: <https://www.youtube.com/watch?v=lPeAo1hz8GA>

Spring is here: <https://www.youtube.com/watch?v=DobrRgD5aOU>

Below are some optional extra activities that you can try if you are still in the learning zone! Enjoy!

- ***Additional stories:**

Storyberries is website with stories in various different forms; read along, audio, video books. There are different genres, age groups and lengths of stories.

<https://www.storyberries.com/>

- **Fine and Gross motor activities:**

Fun, physical activities that can be done at home using things you have around you. You can print and cut up the activities and pick one each day or just look at them online and take your pick. These are great for strengthening our big muscles for running and jumping and also our smaller muscles to draw and write.

file:///C:/Users/aisli/Desktop/Covid%20work/shoebox-activities-pick_ver_1.pdf

- The World of David Walliams: Everyday at 11am, David Walliams will be sharing an audio story from one of his best-selling *World's Worst Children* short story collection

<https://www.worldofdavidwalliams.com/elevenses-catch-up/>

- Alphablocks: Phonics and Literacy videos. Watch the letters of the alphabet tell stories and make words using phonics.

https://www.youtube.com/channel/UC_qs3c0ehDvZkbiEbOj6Drq

- Numberjacks: This is an engaging animation show with ten small superheroes solving problems .

<https://www.youtube.com/channel/UCWKuiktSh-V3E4ysPU0VC3Q>

- Sid the Science Kid: Explore your curiosity about what makes the world tick. Sid celebrates children's curiosity about the science in everyday life.

<https://www.youtube.com/user/scishow>

- National Geographic Kids: Discover fun and interesting facts about the world we live in

<https://www.natgeokids.com/uk/>

- RTÉ Hub is on daily 11am - 12pm on RTÉ 2 and catch up episodes on RTÉ Home School Extra at 4.45pm.

<https://www.rte.ie/tv/programmes/1127275-rte-home-school-hub/>

- Remember to continue to practice activities and games such as cutting, jigsaws, playdough, I-spy, colouring, drawing and building.



Home Learning Ideas One



Go on a number hunt around your house or outside.

What numbers can you see?
What are the numbers for?
What do they tell us?



Sing some nursery rhymes or songs with a grown up.

What is your favourite? Do you know the actions? Can you clap along in a steady beat?

Can you help get ready for dinner?
How many plates, cups, knives and forks or spoons will you need for each person?



Share a story with an adult. What was your favourite part of the story? Who is your favourite person in the story?

Look in the cupboard for three different sized tins or packets. Feel them. Are they heavy or light? Can you work out which is the heaviest? Which is the lightest? Put them in order.

Read a favourite story with a family member.
If it is safe to do so - visit your local library.



Can you go on a colour treasure hunt? Around the house can you find things that are different colours and then sort them into sets of green things, blue things, red things etc.

Practice using scissors to cut some pictures out of a newspaper or catalogue. Maybe you can make a picture with them.



Help with the washing! Can you help match all the pairs of socks from the washing? Look for patterns that are the same or things that are the same colour.



Play Kim's game with a grown up. Put five or six small items on the floor. Try and remember them! Close your eyes. The grown up will take away one item and cover the ones that are left with a tea towel. Open your eyes and look, what's missing?

Ask a grown up to show you some coins. Talk about the names of the coins. Look for the small number on each coin that tells you how much it is worth. What colours and sizes are they?



What am I? The grown up will give you some clues about an animal, it has spots, it has a long neck. Can you work out what animal it is from the clues?


Spot the difference. Look at the grown up or around the room. Try and remember what everything looks like. Close your eyes. The grown up will change one thing (glasses on/off, move ornament etc) Can you find what has changed?

What shapes can you see around your house? Can you find circles, squares, rectangles and triangles?



Can you tell a story you know to a grown up? Can you put get the bits of the story in the right order and tell it so it makes sense?

Can you help sort the knives, forks and spoons into the drawer? Make sure things of the same type go together.



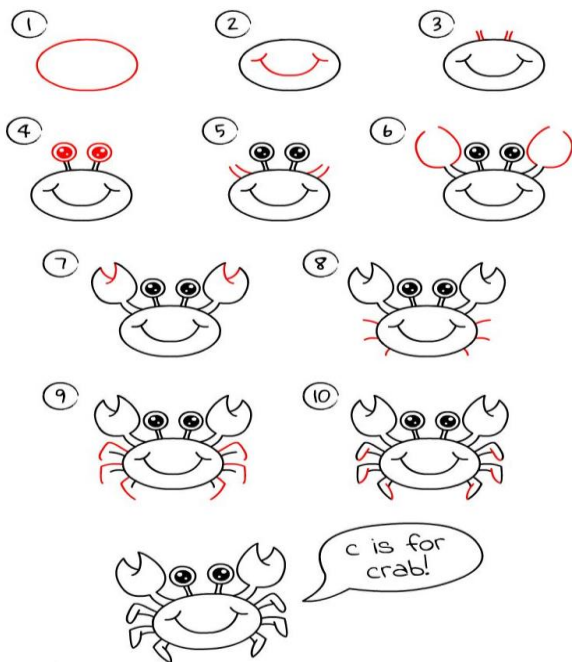
30 Day LEGO Challenge

Follow the instructions for each day. The only rule is to have fun and use your imagination!


Day 1	Day 2	Day 3	Day 4
You were hired by an amusement park to create a new roller coaster.	NASA needs you to build a new rocket.	Your parents want to build a new home and they want you to build it.	Hollywood hires you to build a movie set for a new Star Wars movie.
Day 5	Day 6	Day 7	Day 8
You enter a contest to build the world's tallest tower. Will you win?	You are stuck on Mars and need to build a new ship to get home.	Ford hires you to create the toughest pick up truck in the world.	You and 4 friends are stranded on an island. Build a boat to find a way home.
Day 9	Day 10	Day 11	Day 12
Captain Hook needs a new pirate ship and wants you to build it.	You and your friends decide to build a tree house.	Prince Charming hires you to build a castle for him & Cinderella.	Dr. Who hires you to build a new TARDIS.
Day 13	Day 14	Day 15	Day 16
You are asked by the President to build a new monument to George Washington.	Mr. Hilton hires you to build a new hotel.	There is a circus in town. Build a place for the performance.	Help your fellow pioneers build a wagon to make it across the country.
Day 17	Day 18	Day 19	Day 20
Build the fastest car around and join the big car race.	Do you wanna build a snowman? Get in the winter mood and build a snow scene.	The city wants you to build a bridge to connect one side of the town to the other.	Pizza party! It is up to you to make a pizza for all the guests.
Day 21	Day 22	Day 23	Day 24
You are hired to build a brand new hospital.	The fence is broke and the dog keeps escaping. Build one he can't get out of.	You are now in medieval times. You are commissioned to build a jousting arena.	The local bank keeps getting robbed. Build a safe no one can crack.
Day 25	Day 26	Day 27	Day 28
Design and build your dream bedroom.	You are elected ruler. Build a flag for your land.	Allens are invading and you need to build a war robot to defeat them.	The aliens have taken over. They are impressed by your robot. They want you build one for them.
Day 29	Day 30	What was your favorite day?	
You are hired to build a house entirely out of yellow Legos.	There is blizzard. You will need to build a snowmobile		

Art: see if you can try draw these by following the steps!

how to draw cartoon crab




Learn to Draw a Chick

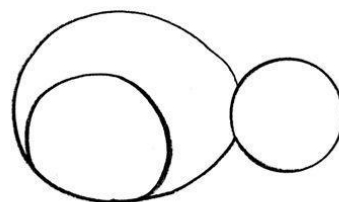


Learn to Draw with www.ActivityVillage.co.uk - Keeping Kids Busy

Learn to Draw a Daffodil



Learn to draw with www.ActivityVillage.co.uk - Keeping Kids Busy



RABBIT

